



Frequently Asked Questions: FRACPRO 2023

- **Is this version compatible with older versions?**

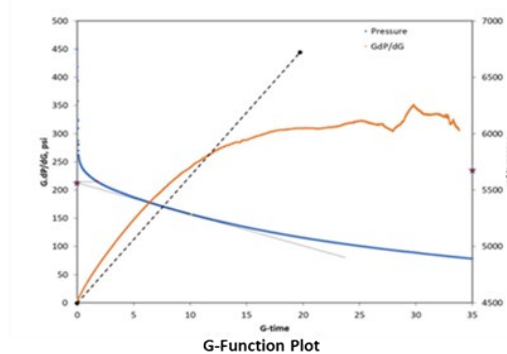
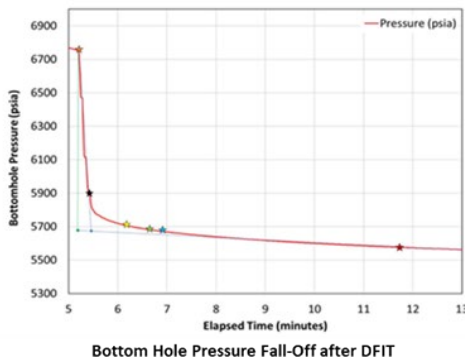
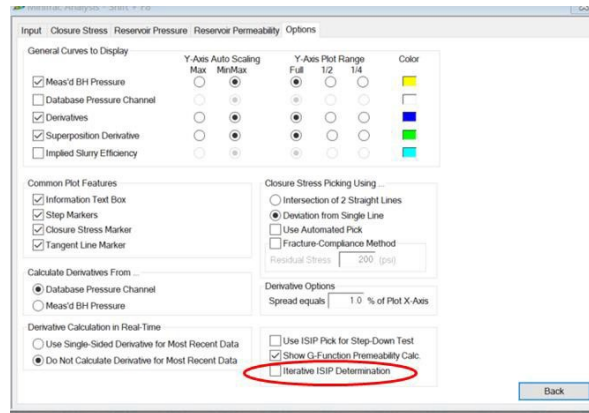
FRACPRO 2023 is compatible with older versions.

- **How to access to the new ISIP calculation method?**

In treatments where due to the magnified effect of the wellbore storage, significant induced fracture complexity around the wellbore or when water hammer is not observed once the pumping is stopped, it could be difficult to estimate ISIP parameter.

For these specific cases: Select the Iterative ISIP Determination option in Minifrac Analysis (Shift + F8, Screen) to determine properly the ISIP value required for further analysis.

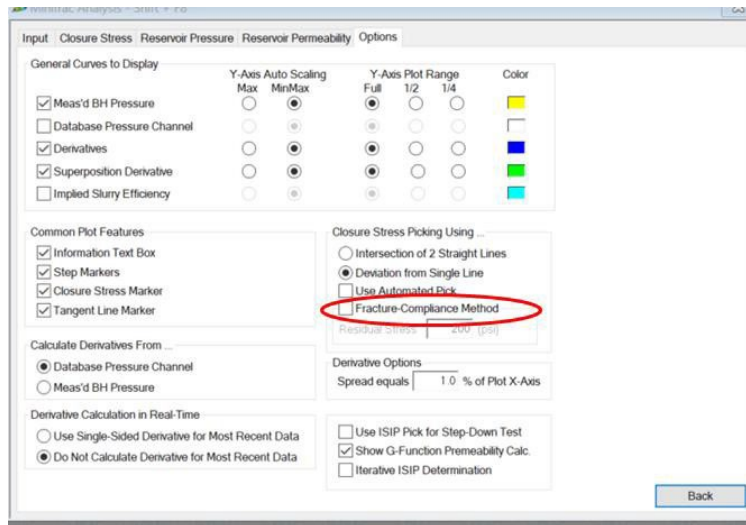
When this option is selected, by default the software will use the last pumping pressure data as the initial information to build the log-log plot and to generate the straight line. User needs to use other values for the ISIP value to match the straight line with the early time pressure plot. The pressure resulting in the match is the correct ISIP value.



- **How to access the new closure pressure calculation method?**

If new closure pressure determination considering the rock compliance is required, select the Fracture Compliance method option in Minifrac Analysis (Shift + F8, screen). By default, the software will select the new first approximate closure pressure by taking the pressure corresponding to the minimum value of the first derivative plot in the early time. The final closure pressure considering the rock compliance effect is obtained by subtracting 75 psi or 200 psi (a user input) from the first approximate closure pressure.

If the closure pressure considering the rock compliance effect is lower than the closure pressure determined by the classical Tangent method, rock compliance effect is absent and the closure pressure corresponding to the tangent method will be reported.



- **What additions or changes have been implemented in the improved Log Processing option?**

Common information in the industry to define the formation lithology from logs have been implemented in FRACPRO. The Lithology information is plotted as a part of the processed rock and reservoir properties. This option is more user friendly and more stable compared with older versions.

- **How to access the Parent & Child interaction option?**

Parent and Child interaction is activated by:

- Selecting the Fracture Asymmetry model in Fracture Analysis Option – F4 Screen
- Selecting the Rock Type option in Reservoir Parameters, Additional Properties (F9 screen)
 - If Reservoir type is selected as Single Layer, the Parent Well Depletion parameter is entered in this screen.
 - If Reservoir Type is selected as Multi-Layer, the pressure of depleted layers corresponding to the parent well is entered in F9 Screen.

- **What is new in the Improved 3D view in FRACPRO 2023?**

FRACPRO 2023 enhances the plotting option in the software. Computer memory allocation has been optimized to support high performance and stability when multiple fractures simulated from one well or a group of wells are visualized in 3D.